



# Puzzled Pint

December 2020

# A Lusterless Light

© 2020 CC BY-NC-SA Intl. 4.0 Jimmy Chang (Los Angeles, CA/USA)

There's a hubbub in Whoville - something's amiss:

No festive feelings, no holiday bliss

Can be felt in the air. All is dour and bleak,

A thief of joy is at large as we speak!

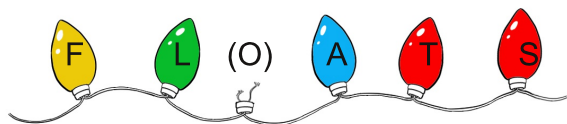
The Whos need your help, that much is clear.

Find out what happened to their Christmas cheer!


Below are some Christmas light displays, though what they currently depict is different from what was intended. Maybe someone took some of the bulbs?

## What It Looks Like


Sensible shoes



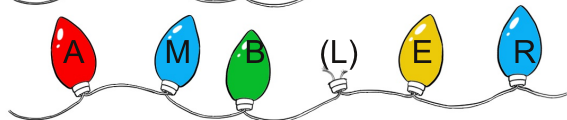
A mathematical proportion




A rundown shack




An orangish-yellow color



Wise men



A leafy lifeform



## What It Should Be

Parade displays

A soldier's meal

A gardening tool

A slow walker

Performance platforms

A heavenly body

Reading the letters in the empty spaces from left to right gives you the answer, **STOLEN**.



# Puzzled Pint

December 2020

# Who Got What

(Page 2 of 2)

© 2020 CC BY-NC-SA Intl. 4.0 Jimmy Chang (Los Angeles, CA/USA)

**BIN**     B E A R S K I N  
(KESAR)

The original gifts (in  
no particular order)

**TIN**     T E N D E R L O I N  
(ERONDEL)

French wine

**POT**     P O R T R A I T  
(TIRRA)

Hot dish

A painted likeness

**BOX**     B O R D E A U X  
(AUDRE)

A caretaker

Steak

**CARD**     C O R K B O A R D  
(BROOK)

A type of rug

**JAR**     J A N I T O R  
(TONI)

Place for memos

**CASE**     C A S S E R O L E  
(SOREL)

The answer, read from top to bottom, is  
**RETURNS.**





# Puzzled Pint

December 2020

## A Dolorous Din

© 2020 CC BY-NC-SA Intl. 4.0 Jimmy Chang and Chelsea Cullen  
(Los Angeles, CA/USA)

This line is in binary: rests are 0s and quarter notes are 1s. Whole rests denote spaces in every line of the puzzle.

A N A Y C H

This line is in Morse code: half notes are dashes, while quarter notes are dots.

N O W A Y E

This line is in flag semaphore: the half note indicates the center point around which the flags (quarter notes) are angled.

G E E N E X T

This line is in braille.

A Y C H A G A I N

This line is in ternary: rests are 0s, quarter notes are 1s, and half notes are 2s.

S E E L A S T L Y

Each line contains a phrase with a letter to be sounded out; in order from top to bottom, the letters are **H I G H C**

The culprit stole the note of High C!

Add another crime to the Christmas crook's wrongs:  
The thief's gone and ruined all of Whoville's songs!  
Their carols are off-kilter, off-beat and off-key,  
It's complete and utter cacophony!  
Work through the tunes to \*hear\* the sounds underneath,  
And learn the item of note taken by the thief!

Legend:

- = 1 count rest
- = whole measure rest
- = 1 count note
- = 2 count note



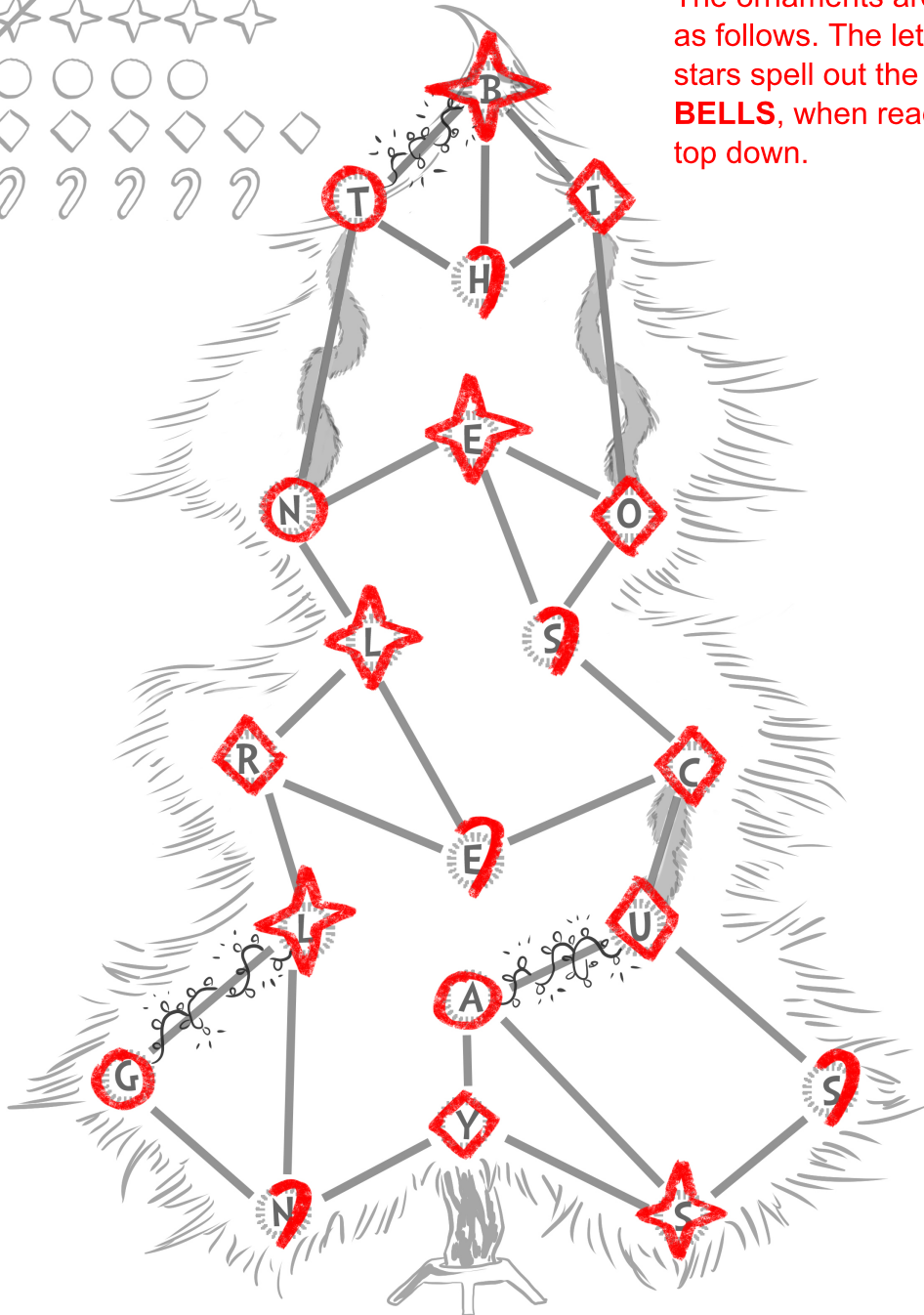
# Puzzled Pint

December 2020

# Evermean

(Page 2 of 2)

© 2020 CC BY-NC-SA Intl. 4.0 Jimmy Chang (Los Angeles, CA/USA)



The ornaments are placed as follows. The letters in the stars spell out the answer, **BELLS**, when read from the top down.

# LEAST OF A FEAST - ANSWER

Every **bolded** cooking technique represents a transformation on a given word.

The transformations in a recipe must be done in order - that is, the result of one transformation will be further transformed by a subsequent instruction. The answers below explain how each of the transformations work.

## OATS

Start with some nautical vessels. **Chop**. Serve.

**The starting word is BOATS; chopping removes the first letter.**

## BREAD

Lay out a wide span. **Trim**. **Trim** again. Serve.

**The starting word is BREADTH; trimming removes the last letter. The last two letters are removed.**

## PIE

Collect some laboratory tools used for transferring liquids. **Strain**. **Trim** once; you should now have a Dutch painter in your bowl. **Trim** again. Serve.

**The starting word is PIPETTES; straining removes all duplicate letters from the word, while preserving the order of the remaining letters. Straining once leaves you PIETS; trimming from here results in PIET (as in the painter Piet Mondrian), and trimming again leaves you with PIE.**

## SALMON

Take an edible nut. **Trim**, then **add 1 tsp of salt**. Serve.

Tip: if you're ever running low on the starting ingredient, simply **add 7 tsp of salt** to it and you'll have more!

**The starting word is ALMOND; trim once to get ALMON. Salting adds the letter "S" to the position indicated by the number of teaspoons in the instruction; therefore, adding 1 tsp**

of salt adds an S to the front of the word. Similarly, adding 7 tsp of salt to ALMOND would give you ALMONDS.

## *SUPPER*

Start with something excellent! Add 3 (or 4!) tsp of pepper. Serve.

The starting word is SUPER; adding pepper adds the letter "P" to the position indicated by the number of teaspoons in the instruction. In this case, you can add a P to either the 3rd or 4th spot in SUPER to get SUPPER. The tip reinforces this further: adding a P to the second position in SOON gives you SPOON.

## *GUM*

Feel self-satisfied. Chop, then stir. Serve.

Tip: **stirring** only affects the ends of an ingredient.

The starting word is SMUG; chop the S to get MUG. Stirring swaps the first and last letters in the word; swap the first and last letters to get GUM.

## *PECAN*

Carefully catch a striped predator, and ROasT for 22 minutes. Serve.

Tip: due to the Maillard reaction, **roasting** is a process that transforms every part of a dish. When **roasting**, be sure to *rotate* every element of an ingredient so that it evenly cooks by the appropriate amount. Be sure not to **roast** anything for too long, however; if you take the PECAN and **roast for another 4 minutes**, you'll end up with a very angry beast again!

The instructions involve a standard letter shift (aka rotation cipher, which the letters ROT in ROasT are a clue for). If you start with the word TIGER and shift all the letters in it forward by the number indicated in the instructions - in this case 22 - you end up with the word PECAN. As per standard ROT cipher rules, when you shift past the letter Z, you continue on from the letter A. Shifting PECAN another four letters brings you back to the word TIGER.

## *CANDY*

Take something useful; chill. Serve.

The starting word is HANDY; chilling changes something from HOT (H) to COLD (C)!

## FOOD

Start with sustenance for farm animals; **boil**. Serve.

Tip: **boiling** *heats up air in an ingredient until it bubbles!* **Boil** BAIT to get some footwear!

**The starting word is FEED; boiling changes all vowels in a word to Os. Hence, BAIT changes to BOOT.**

## SALAD

Begin with pasta. **Chop**, then **roast for 3 minutes**. **Bread** the result, then **roast for another 15 minutes**. Serve.

Tip: **breadding** involves wrapping something in "dough"! (Or at least the kind that Rachael "Re" would use)

**It helps to work backwards here to determine what breadding does. If SALAD is the result of shifting a word forward by 15 letters, we shift SALAD back 15 letters to arrive at DLWLO. Here the tip suggests that breadding involves wrapping something in "dough," but then it also uses a play on Rachael Ray's name, substituting the word "Re" instead. As "re" is the second note in the tonal scale, this suggests that breadding actually involves wrapping something in the word "DO" - and we see exactly that happening with the word DLWLO. We can infer that LWL was the word in the previous step; if we shift LWL back three letters, we get ITI, which means the starting word must have been ZITI.**

## NOODLE

Start with a hair color. **Chop**. **Trim**. **Stir**; take what remains, and **mix** with a sung poem. Serve.

Tip: the order you **mix** things matters; mixing MN and AE will result in long hair, while mixing AE and MN will result in an exclamation.

**The starting word is BLOND. Chop to get LOND, trim to get LON, and stir to get NOL. Mixing interleaves the letters of two words together, alternating between the first and second word. As per the tip, mixing MN and AE gives you MANE, while mixing AE and MN would give you AMEN. Mixing NOL with a sung poem (ODE) gives you NOODLE.**

?????????

Start with CHEESE. **Chill. Trim, then chop. Stir and chop again. Boil,** then place in the oven to **roast for 21 minutes.** Once complete, **add 1 tsp of pepper** to the dish, then **roast again for 5 minutes. Add 5 tsp of salt,** then set aside.

Next, take a MELON. **Chop, then roast for 18 minutes. Bread** the dish, and **strain** it before **roasting it for another 8 minutes. Stir once, trim, then roast for 12 minutes.**

Taking the first dish that you set aside, **mix with the second dish and roast for a final 12 minutes.** Serve.

**Follow the transformations to arrive at the final word.**

**CHEESE -> CCEESE -> CCEES -> CEES -> SEEC -> EEC -> OOC -> JJX -> PJJX -> UOOC -> UOOC**

**MELON -> ELON -> WDGF -> DWDGFO -> DWGFO -> LEONW -> WEONL -> WEON -> IQAZ**

**Finally, mixing UOOC and IQAZ gives you UIOQOACZS, and shifting this 12 letters forward gives you GUACAMOLE.**





# Puzzled Pint

December 2020

## Grinch in a Pinch

© 2020 CC BY-NC-SA Intl. 4.0 Jimmy Chang (Los Angeles, CA/USA)

The numbers running alongside the clues indicate one of the four key words (which should be considered numbered 1 to 4 from top to bottom); for each four-letter clue, find an instance of the first letter in the keyword corresponding to the number on the left, and draw a line to the matching instance of the clue's last letter, in the keyword corresponding to the number on the right.

For example, for **2 CHUG 1** you would draw a line from the **C** in **GUACAMOLE** to the **G** in **HIGHC**.

2 **C**\_HUG\_ 1

1 **G**\_RI\_M 2

3 **U**\_ND\_O 2

1 **C**\_RA\_M 2

4 **B**\_EA\_N 3

1 **C**\_OI\_L 2

2 **O**\_RB\_S 3

3 **E**\_ND\_S 4

Drink quickly

Morbid

Erase

Stuff


Edible seed


Wind up


Spheres


Finishes

**MAX** was the one who framed the Grinch!

1  **H I G H C**

2  **G U A C A M O L E**

3  **R E T U R N S**

4  **B E L L S**



# Puzzled Pint

December 2020

# The Digging-est Dog

(Page 1 of 2)

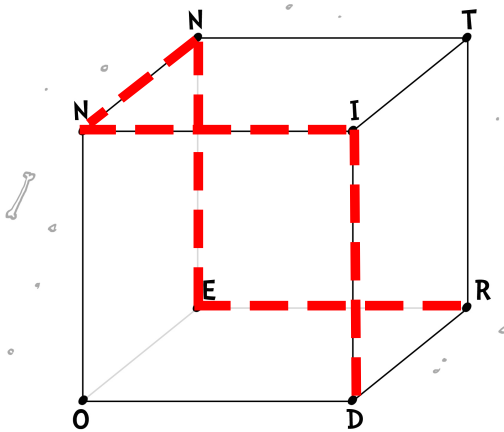
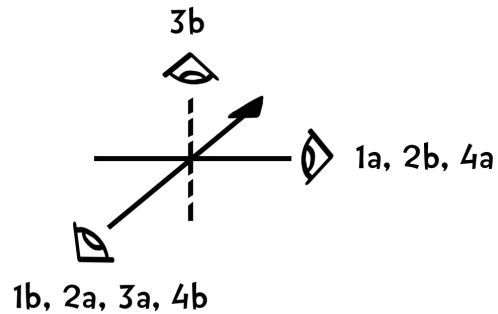
© 2020 CC BY-NC-SA Intl. 4.0 Jimmy Chang (Los Angeles, CA/USA)

First, chart Max's path through each cube. If correctly determined, the letters that Max passes through should provide an appropriate answer for each clue.

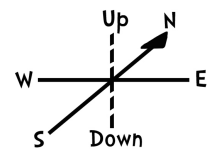
Once you've done that, use the modified compass on the second page to look at Max's path in each cube from the appropriate side, assuming each cube is ordered 1 to 4 starting from the top, and that "A" sides are viewed before "B" sides for each cube. Max's path spells two different letters in each cube when viewed from different angles!

- Cube 1: N O
- Cube 2: T R
- Cube 3: E A
- Cube 4: T S

**NO TREATS**



This was left without a dip  
**DINNER**





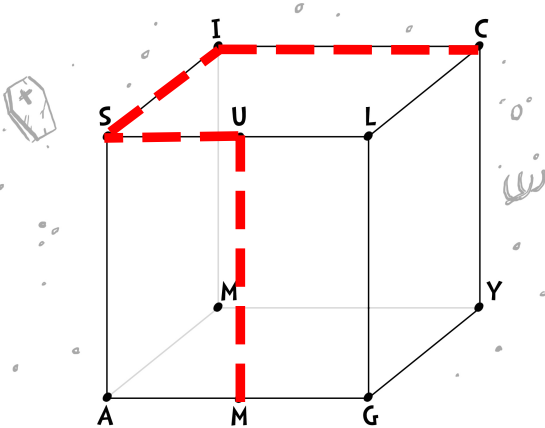
# Puzzled Pint

December 2020

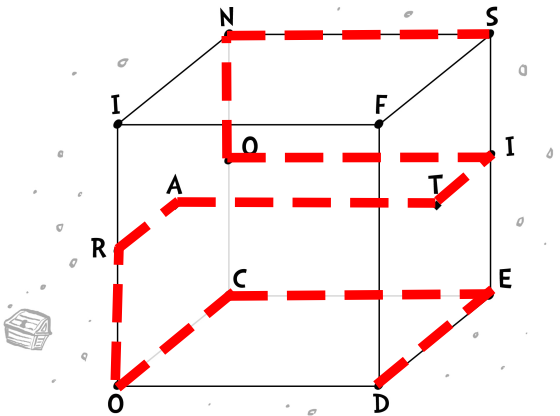
# The Digging-est Dog

(Page 2 of 2)

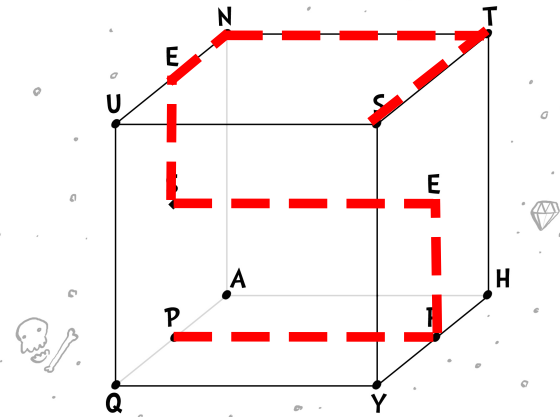
© 2020 CC BY-NC-SA Intl. 4.0 Jimmy Chang (Los Angeles, CA/USA)



This was missing something key  
MUSIC



These were torn limb from limb  
DECORATIONS



And these were all empty  
PRESENTS

