

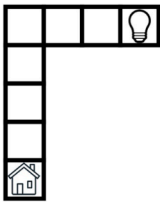


# LIGHTHOUSE OF ALEXANDRIA

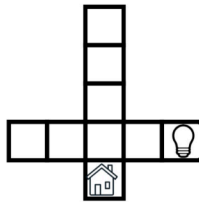


The Lighthouse of Alexandria, or the Pharos, was a massive beacon built in Ptolemaic Egypt, and was for many centuries the tallest manmade structure in the world. It stood for over a millennium until a series of earthquakes toppled it.

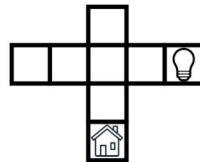
According to some accounts, a curved surface in the lighthouse's apex reflected the light from the sun in the day and a large fire at night. Solve the puzzle to identify two components that, perhaps ironically, may have helped make the lighthouse visible from a hundred miles out at sea. Only then will the lighthouse direct you to your destination...




Source of vitamin D/  
Secret sanctuary



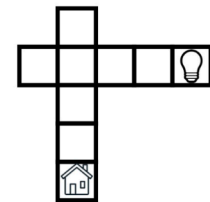
An attention-seeker  
basks in it /  
Old McDonald's  
abode



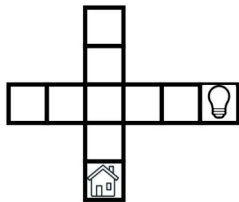
Best Picture  
winner in 2016 /  
Where you might find  
a spouse in trouble



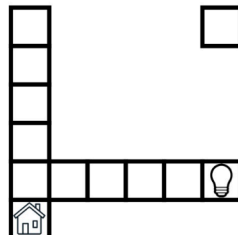
Fixture of a rave/  
Where's the beef?



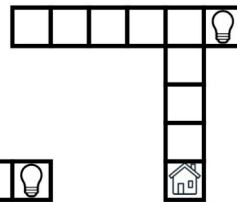
It could be  
high or low/  
It's found  
at the top



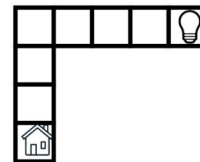
Element of many  
scary stories /  
Where you could  
watch a scary story



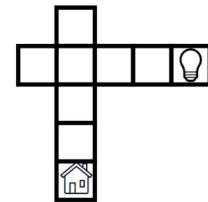
It keeps monsters  
at bay /  
\_\_\_\_\_ gas



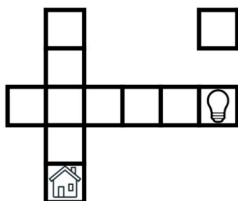
They're seen on  
playing fields/  
Place for Barbie



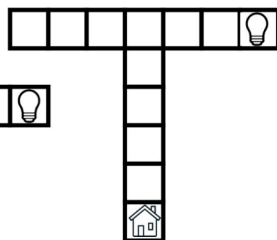
Best Picture  
winner in 2017/  
A frenzied  
and noisy place,  
colloquially



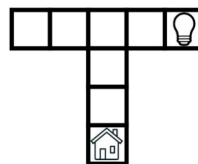
It's typically  
yellow/  
Shelter for a  
swift or swallow



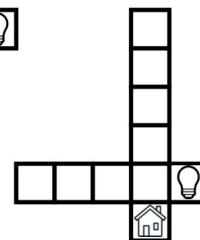
Give the go-ahead/  
Locale for  
shipping logistics



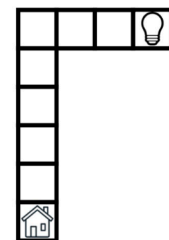
It lights up a  
certain movie  
studio logo/  
Play around  
boisterously



It tells you  
when to  
go ahead/  
A characteristically  
rural latrine



What Sirius or  
Betelgeuse  
produces/  
One that's strong  
in their field



Alternative  
to a window/  
Where a  
legislature  
meets